

**PACKAGED AUTOMATIC PUMPS
(Suitable for steam supply)
POP-K (Simplex)**

DESCRIPTION

The ADCAMat POP-K packaged pump units can be used to lift or displace hot condensate and other liquids even in hazardous areas. The unit is comprised by an ADCAMat POP, a vented receiver and all auxiliary items, compactly mounted on a metal frame, piped and ready for connection.

Packaged units save time, work and site costs. In addition, they ensure that the installation of the pump is correct in every detail.

Two or more units can be connected in parallel to cope with flow rates beyond the capacity of a single pump.

Packaged units for operation with compressed air are also available.

MAIN FEATURES

Fully assembled and tested, saving design, assembly and commissioning time.

Compactly mounted in a structural steel metal frame to minimize required floor space.

Designed to lift and transfer hot condensate and other liquids.

Suitable for operation in hazardous areas (Ex safe).

Ensures optimal pump performance from start-up with trouble-free operation.

OPTIONS: Version for operation using compressed air and motive fluid.
Alternative configurations and designs.

AVAILABLE

MODELS: POPS-K – carbon steel.
POPSS-K – stainless steel.

CONNECTIONS: Flanged EN 1092-1 PN 16.
Flanged ASME B16.5 Class 150.
Others on request.

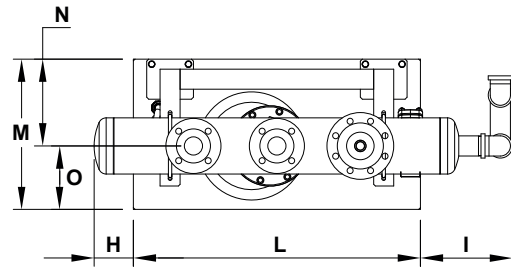
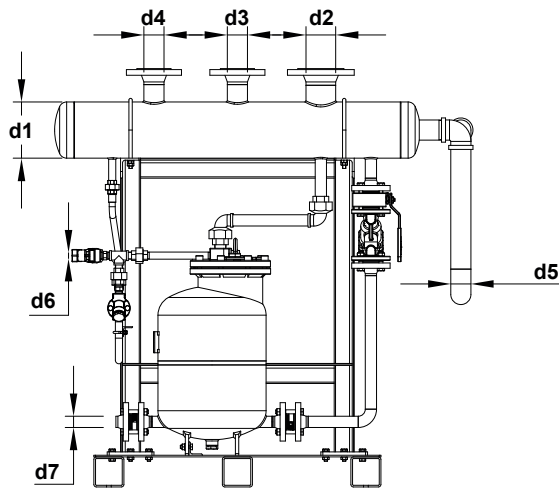
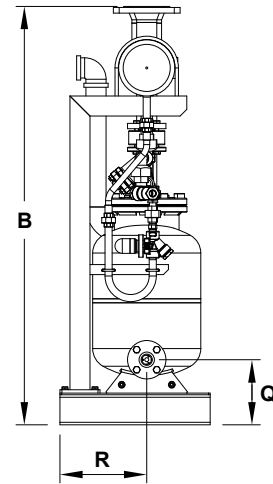
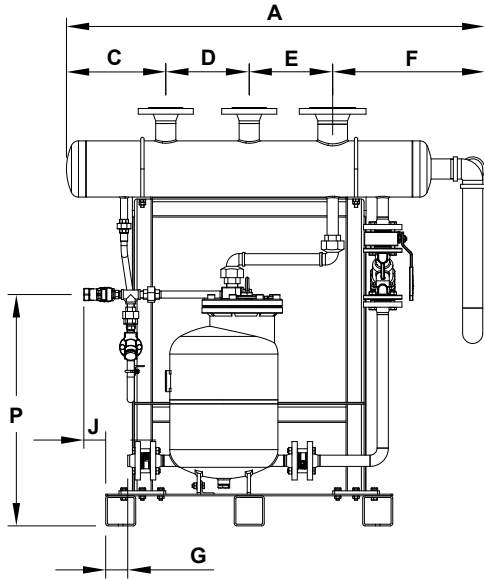
INSTALLATION: See IMI – Installation and maintenance instructions.

HOW TO ORDER: Example: ADCAMat POP-K carbon steel packaged pump, steam operated, flanged PN 16 DN 40.



CE MARKING – GROUP 2 (PED – EUROPEAN DIRECTIVE)	
PN 16	CATEGORY
All sizes	2 (CE marked)

LIMITING CONDITIONS	
Receiver – Max. operating pressure	0,5 bar
Pump	See IS POP.025



DIMENSIONS (mm)																	
SIZE	A	B	C	D	E	F	G	H	I	J	L	M	N	O	P	Q	R
1" – DN 25	1251	1254	298	250	250	454	66	118	274	66	860	450	260	190	693	195	260
1 1/2" – DN 40	1251	1254	298	250	250	454	46	118	274	66	860	450	260	190	693	195	260
2" – DN 50	1289	1304	316	250	250	473	32	136	293	82	860	450	260	190	693	195	260
3" x 2" – DN 80 x 50	1367	1368	175	330	330	532	13	125	282	3	960	535	309	226	703	208	309

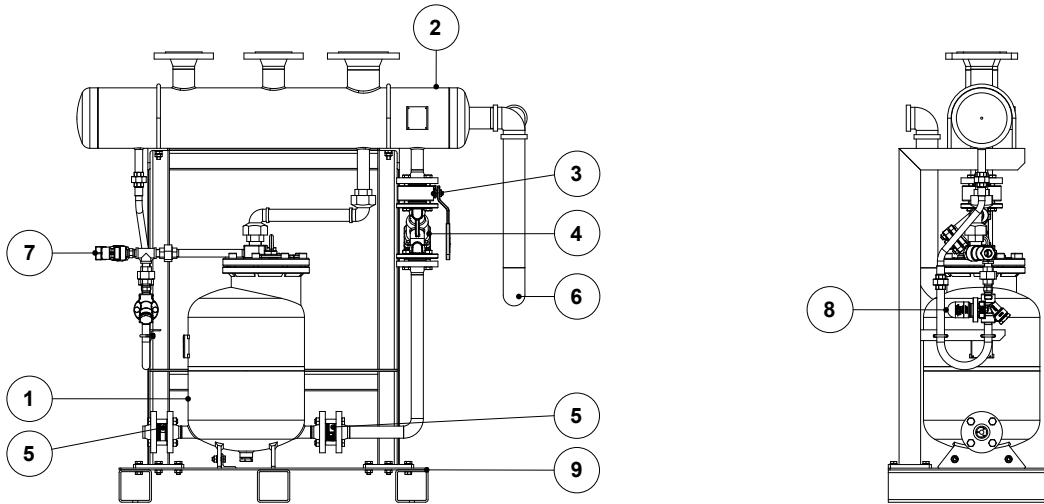
Dimensions subject to change without notice. Consult manufacturer for certified dimensions and weight.

CONNECTION SIZES							
SIZE	d1 (mm)	d2 *	d3 *	d4 *	d5	d6	d7 **
1" – DN 25	168	3" – DN 80	2" – DN 50	2" – DN 50	2"	1/2"	1" – DN 25
1 1/2" – DN 40	168	3" – DN 80	2" – DN 50	2" – DN 50	2"	1/2"	1 1/2" – DN 40
2" – DN 50	220	3" – DN 80	2" – DN 50	2" – DN 50	2"	1/2"	2" – DN 50
3" x 2" – DN 80 x 50	273	4" – DN 100	2 1/2" – DN 65	2 1/2" – DN 65	2"	1/2"	2" – DN 50

d2 – vent; d3 and d4 – condensate inlets; d5 – overflow.

* Threaded connections on request.

** Welding neck flange. Threaded connections on request.



EQUIPMENT	
POS. No.	DESIGNATION
1	POP pump
2	Receiver
3	MWS1 wafer ball valve (POPS-K)
	MWi1 wafer ball valve (POPSS-K)
4	IS16F strainer (POPS-K)
	IS40Ti (POPSS-K)
5	RD40 disc check valve
6	Overflow
7	IS140 Y strainer
8	UCX41 + UBS20 steam trap
9	Metal frame