

CONDUCTIVITY PROBES SPS33

DESCRIPTION

The ADCATrol SPS33 conductivity probe is typically used in steam applications to measure the conductivity of superheated boiler water, condensate or feedwater. The probe is used in conjunction with an ADCATrol BCS controller and a VPC series TDS blowdown control valve.

Water contains impurities in the form of dissolved solids and solids in suspension, whose concentration increases during vaporization. Water treatment can reduce impurities to a certain degree, however these are not completely eliminated and, in certain conditions, might even increase. As steam production starts, there is an undesirable increase in boiler water TDS (Total Dissolved Solids) concentration. If not taken care of, the high concentration can lead to problems such as water foaming, reduced boiler performance and wet steam. Contamination of the steam may occur, resulting in system damage further ahead, such as corrosion, scaling, salt incrustations on heat transfer surfaces, among other problems.

Furthermore, the high concentration is harmful and is not acceptable in applications where steam is used for treatment of food, drinks and in sterilisation processes.

For these reasons, a certain amount of boiler water must be discharged continuously or periodically to ensure TDS concentration is kept within the recommended parameters.

MAIN FEATURES

Available in different lengths.

IP 65 protection.

Wide ambient temperature range up to 100 °C.

OPTIONS AND

ACCESSORIES: Flanged tee piece type F3220.
Threaded outer shroud.

USE: Measure conductivity of superheated boiler water, condensate and feedwater.

AVAILABLE MODELS: SPS33.

SIZES: 1/2".

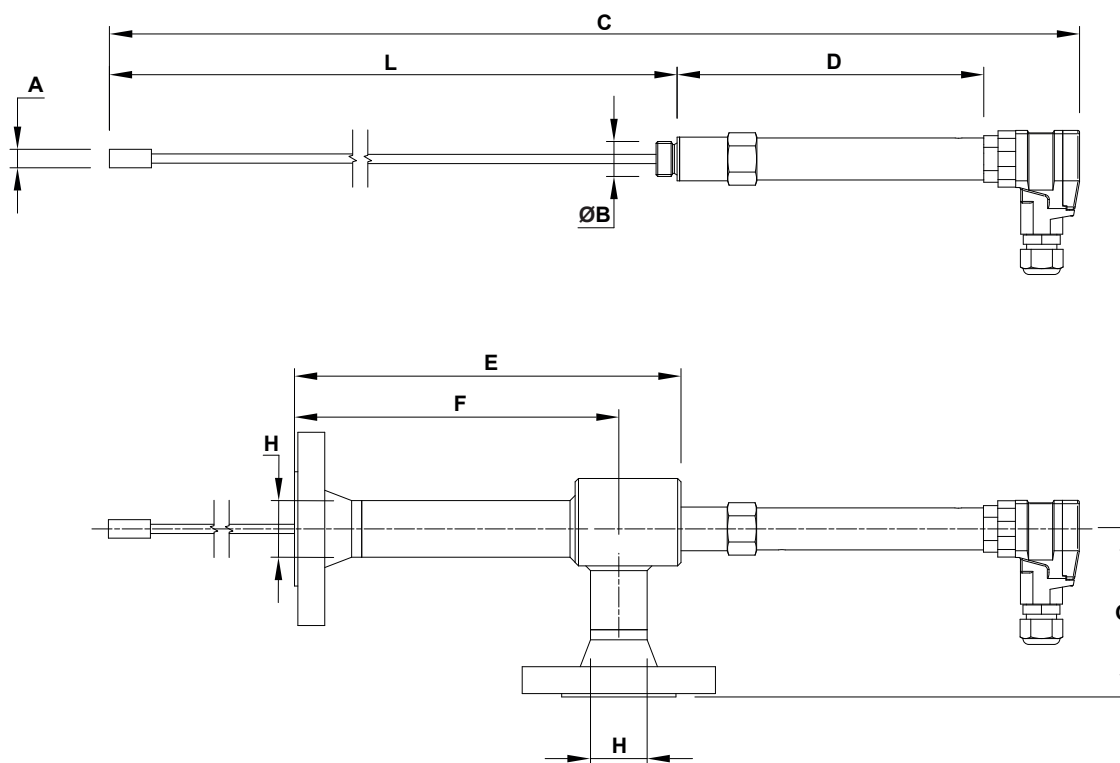
CONNECTIONS: Male threaded ISO 228.

INSTALLATION: Horizontal installation. For angled (45°) installation with outer shroud, consult manufacturer.
See IMI – Installation and maintenance instructions.



TECHNICAL DATA

Maximum operating pressure	32 bar
Maximum operating temperature	239 °C
Maximum ambient temperature	100 °C
Minimum distance to other metallic surfaces	40 mm
Type of protection	IP 65
Cable entry	M16 x 1,5 (PG 11)



DIMENSIONS (mm)

MODEL	A	ØB	C	D	E	F	G	H *	L **	WEIGHT *** (kg)
SPS33	14	1/2"	652	156	230	193	100	DN 20 / DN 25	435	0,7

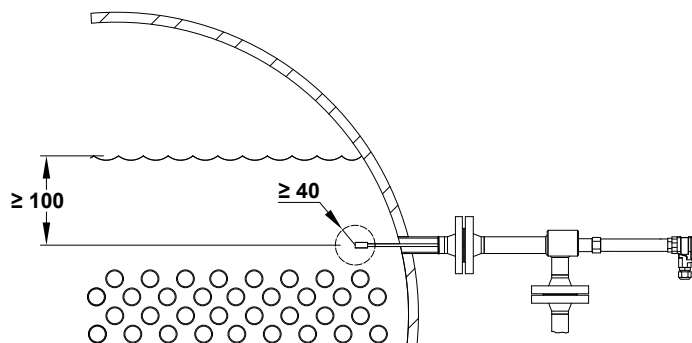
* Flanged EN 1092-1 PN16/40. ASME B16.5 flanges on request.

** Other dimensions available on request.

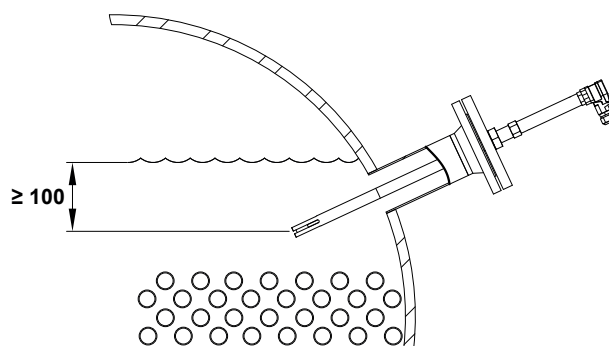
*** Probe with L = 435 mm. Weight does not include tee piece or outer shroud. Tee piece weighs approximately 3 kg.

MATERIALS

DESIGNATION	MATERIAL
Probe housing	Stainless steel
Probe rod	Stainless steel
Insulation	PTFE
Electrical connector	Polyamide
Sealing ring	Copper
F3220 tee piece	P235GH / 1.0345



Remark: Provide a spacing of at least 40 mm between the probe central electrode pole and any metallic parts such as the boiler wall, tubes and other metallic fittings. The probe must be installed in such a way that it is always in contact with water and wetted parts fully immersed, without air gaps. As far from the feedwater inlet as possible and away from the steam bubbles, at least 100 mm below the boiler low water level.



Remark: Installation at a 45° angle, only possible when probe is fitted with a threaded outer shroud.

TYPICAL APPLICATION

INSTALLATION WITH PROBE FITTED IN A TEE PIECE (DIRECT MEASUREMENT)

The probe continuously measures the electrical conductivity of the boiler water.

The controller compares the current reading with the defined setpoints, triggering the VPC series TDS blowdown control valve to open and close accordingly.

To avoid energy waste due to boiler stand-by or low load, it is recommended to relate the blowdown operation to the burner firing system. It is also recommended to install a heat recovery system (flash vessel, heat exchanger, etc) before connecting the wasted water to the ADCA BEX blowdown expansion vessel.

